

MeiboVue VMC-100

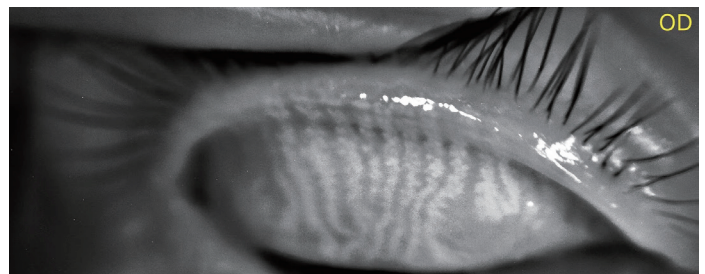
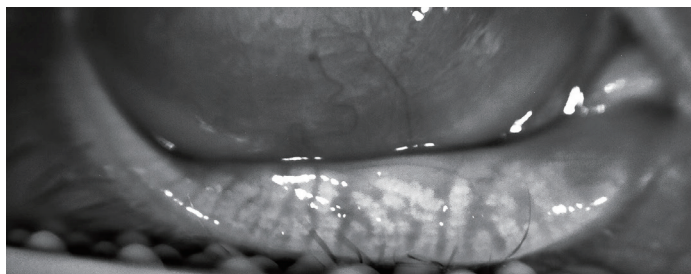
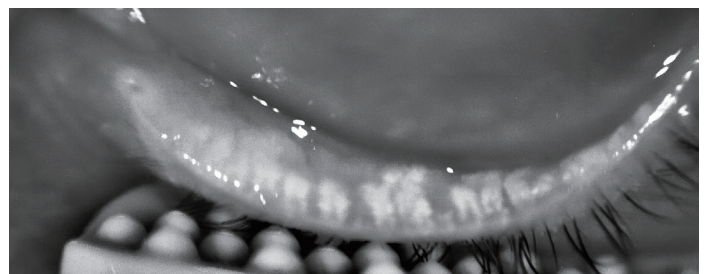
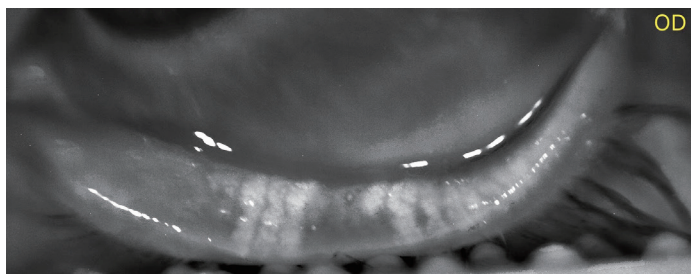
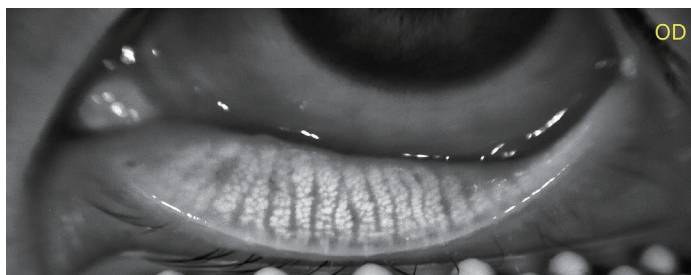
Meibom-Drüsen-Bildgebungskamera

Ein portables Meibographie-Gerät

- Kompaktes Design für den Handgebrauch
- Hochwertige Aufnahmen der Meibom-Drüsen
- Schnelles MDD-Screening innerhalb von 30 Sekunden



Image Gallery



VisuScience Meditech Co., Ltd.

Add: Room 501,503 No. 99 Furongzhongsan Rd.
Wuxi, Jiangsu, China

E-mail: info@visuScience.com

Web: www.visuScience.com



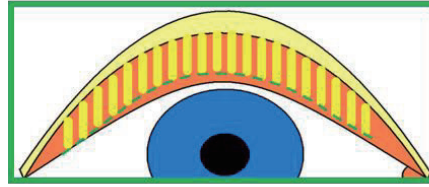
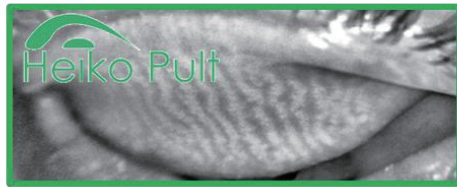
Borsigstr. 7, D-65205 Wiesbaden
Tel. +49 611 450 32 0
Fax +49 611 450 32 20
www.aivimed.de



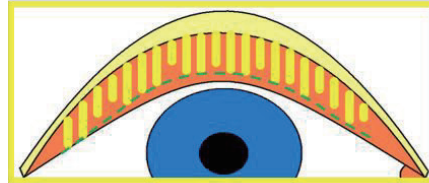
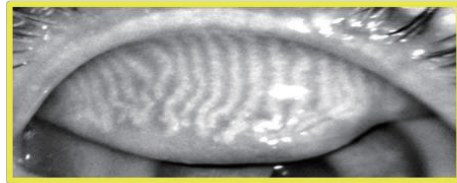
Scan for Details

Meiboscale – Upper Lid

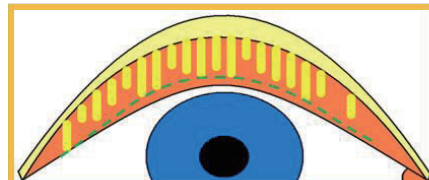
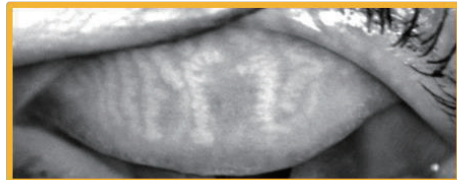
Area of Loss



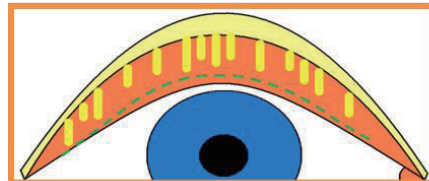
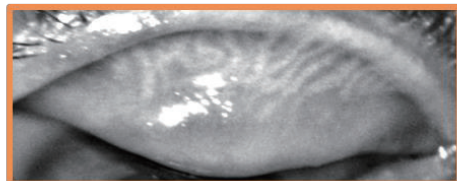
Degree 0
≈0%



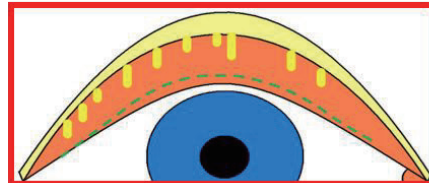
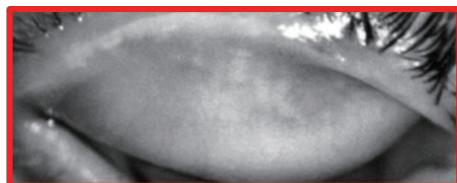
Degree 1
≤25%



Degree 2
26% - 50%



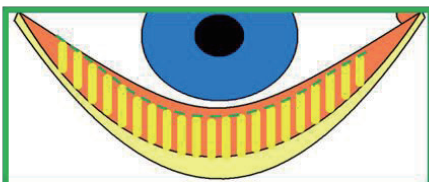
Degree 3
51% - 75%



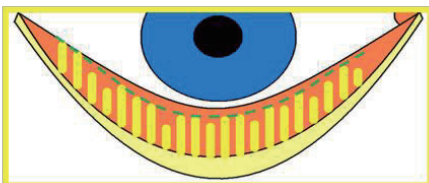
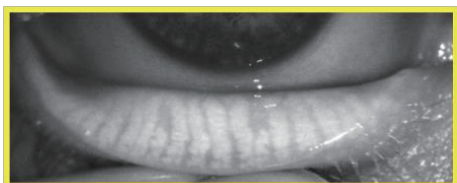
Degree 4
>75%

Meiboscale – Lower Lid

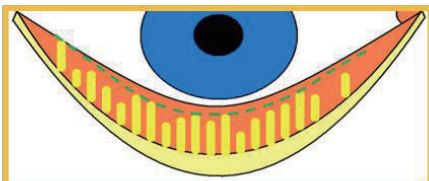
Area of Loss



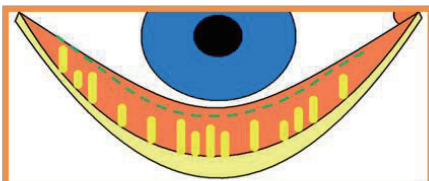
Degree 0
≈0%



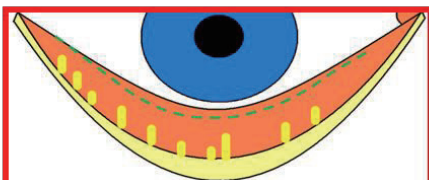

Degree 1
≤25%



Degree 2
26% - 50%



Degree 3
51% - 75%



Degree 4
>75%